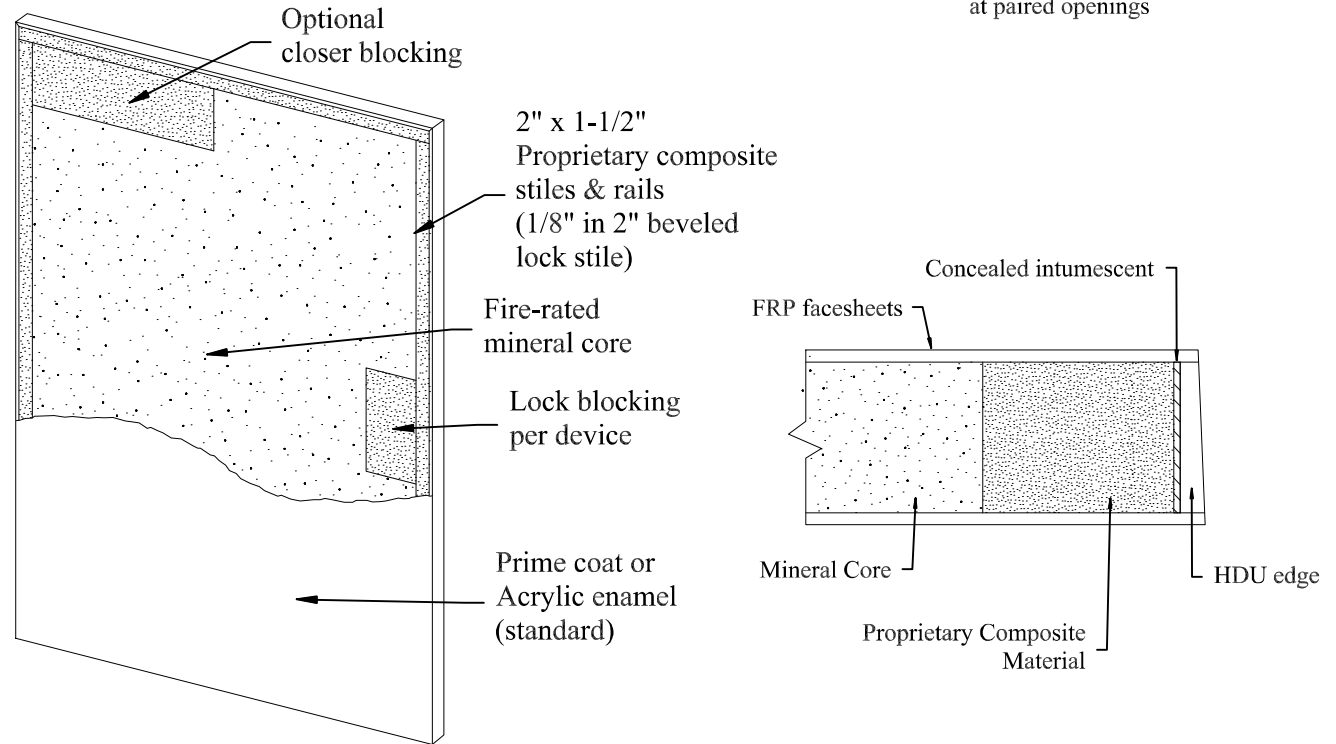


# 45, 60, 90 Minute Fire-rated Door

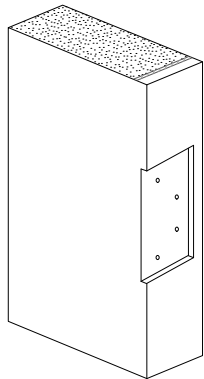
## Specifications

Doors shall be EF series Manufactured by Edgewater Door, Neenah, Wisconsin. Doors shall be of full flush construction 1-3/4" in thickness, manufactured utilizing pultruded fiberglass components for flexibility, durability, superior strength and chemical resistance. Laminated composite door faces shall be resin fused to the stile and rail assembly, including the entire surface area of core material, utilizing a fire-resistant adhesive, and then cured under pressure until completely bonded. Both lock and hinge stiles and top and bottom rails of the door shall be filled and ground smooth for a completely sealed construction. Optional lite up to 720sq. inches, Louvers not permitted. Doors shall have a beveled (1/8" in 2") lock edge. Labeled doors meet NAMI listings and approvals. It is the End User's responsibility to ensure all components used in the opening meet or exceed the fire ratings required.

Metal astragal/edge set provided at paired openings



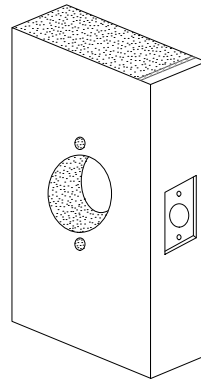
Hinge pockets standard or heavy weight



Butt hinge preps pre-drilled for screws

high density hinge reinforcement

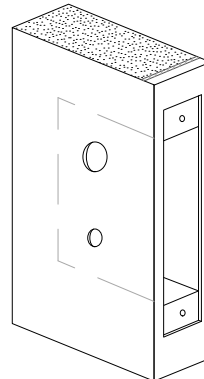
161 or 161TB cylindrical prep



40-5/16" from floor to centerline of lock (standard)

high density lock reinforcement

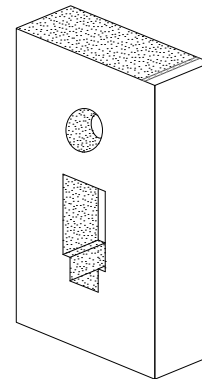
86 Mortise lock prep per function



40-5/16" from floor to centerline of lock (standard)

high density lock reinforcement

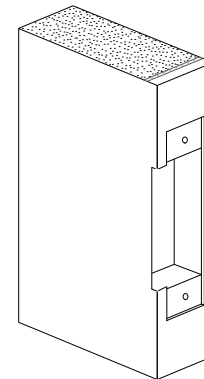
Panic device prep per function



Lock manufacturer's recommended location to centerline of device

high density lock reinforcement

Strike pocket



40-5/16" from floor to centerline of strike (standard)

high density strike reinforcement

Doors machined for ANSI preps, unless specified in hardware schedule. Thru-bolting closers & wood screws are recommended for hardware installation

Tested in accordance with "Positive Pressure Fire Tests of Door Assemblies" ANSI/UL10C (2nd Edition, 2009) and UBC 7-2 (1997)

Certified to: NFPA 252, UL10C



Intertek



DRAWING NAME:

EF SERIES DOOR

FOR MORE INFORMATION  
CALL 920-886-1995  
OR VISIT US AT  
edgewaterdoor.com

DATE: 5/2010	SCALE: NONE	REV: 1 DATE: 9/2021
-----------------	----------------	------------------------

DRAWN BY: Chris Martin	PAGE: 1 of 1
---------------------------	-----------------